

Harper College Profile


Fiscal Year 2023

21,901
Credit Students
(Unduplicated Annual)

4,610
Community Education
Students
(Unduplicated Annual)

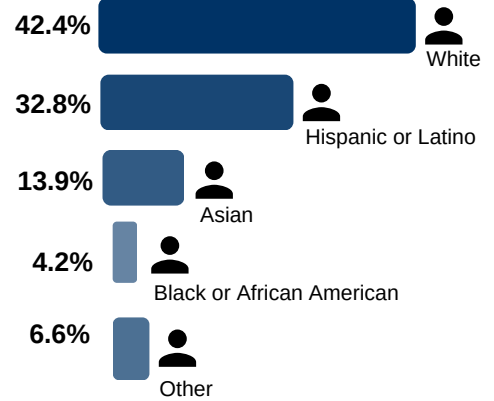


Fall 2023



30.6% Full-Time Students
69.4% Part-Time Students

Fall 2023 Credit Students



Harper Offerings

40 Associate Degrees
103 Certificates



4,346 Total Credentials
Earned
1,996 Degrees
2,350 Certificates
Fiscal Year 2023



46% Graduate Rate
18% Transfer Rate
77% Advancement Rate
2020 IPEDS Cohort



5,300 Dual Credit Students
were enrolled in Fiscal
Year 2023





76% of fall 2022
students Returned
in spring 2023



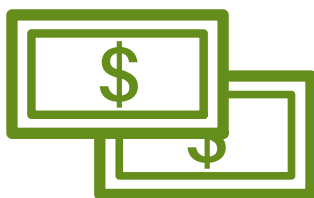
35% increase from
Fiscal Year 2019

Harper's Area of Interest



Tuition

(Summer 2023 - Spring 2024)



\$135.50 (resident)
\$392.50 (non-resident)



36% of Harper Students
receive some form of
Financial Aid
2022-2023 Academic Year



\$33M



Over **11,500** Students received
\$33 MILLION in scholarships,
grants, and tuition waivers in
2022-2023

Harper College Profile



Harper's District is comprised of **542,215** people



Main Campus
23 Buildings
200 Acres



Locations

Main Campus

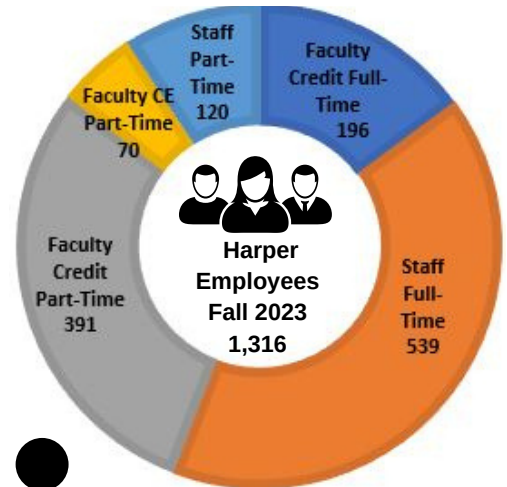
1200 West Algonquin Road, Palatine, IL 60067

Learning Career Center (LCC)

1375 S Wolf Road, Prospect Heights, IL 60070

Northwest Community Hospital (NCH)

800 West Central Road, Arlington Heights, IL 60005



- 10 Registered** Apprenticeship Programs
- 6 Non-Registered** Apprenticeship Programs
(Health Career Programs)



- 77+** Employer Partners Hired
- 482** Harper Apprentices in
- 15+** Different Occupations



- 4 Partners** for Students to Earn
- 13 Degrees** through the University Center
- 11 Bachelor's** and **2 Master's** Options



Northern Illinois University

