
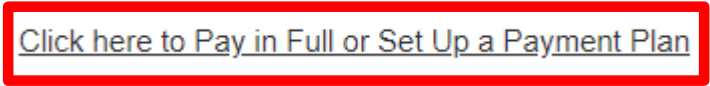
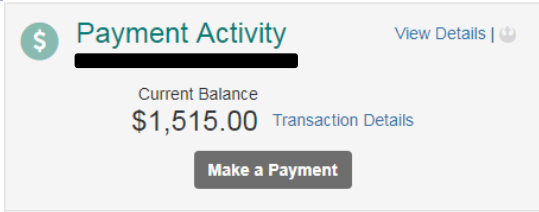
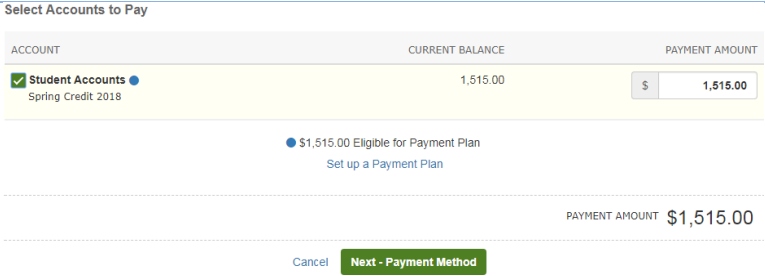
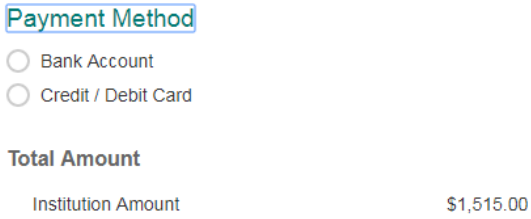



Paying In Full – If Actively Registering

Students not receiving financial assistance that covers their entire balance, or do not wish to pay in installments, must pay for their tuition in full. Failure to pay by the tuition deadline will result in classes being removed. Your personalized payment deadline can be found online at the time of registration.

NOTE: There is no extra cost for paying for tuition in full.

<p>At the Payment Options screen:</p> <p>Click on the 'Online Payment' tab</p>	
<p>Click the 'Click here to Pay in Full or Set Up a Payment Plan' link.</p>	
<p>Click on 'Make a Payment'</p>	
<p>Click in the box for the desired semester, and then click the 'Next – Payment Method' button</p>	
<p>Choose either 'Bank Account' or 'Credit / Debit Card'</p> <p style="text-align: center;">-and then-</p> <p>Enter the billing information details click 'Continue'</p> <p><i>(You may save a payment profile before continuing)</i></p>	
<p>Click the 'Authorize Payment' button and print your Payment Receipt for your records</p>	

For any questions contact the Business Office at:
 Phone: 847.925.6880
 Email: businessoffice@harpercollege.edu
 On Campus: Building A, Room 214