

FASHION











A woman with long dark hair in a high ponytail, wearing a white textured jacket, is shown in profile against a dark background. A faint, grey sketch of her face is overlaid on the right side of the image.

sketchbook
2011





Table of Contents

3	<i>Harper Fashion Sketchbook</i>		
4	<i>Introduction</i>		
5	<i>Acknowledgement</i>		
6	<i>FAS 100 Industrial Sewing Methods</i>		
7	<i>FAS 101 Flat Pattern Design and Draping</i>		21
8	<i>FAS 102 Flat Pattern Design and Draping II</i>		22
9	<i>FAS 103 Apparel Design and Construction I</i>		23
10	<i>FAS 104 Apparel Design and Construction II</i>		24
11	<i>FAS 105 Fashion Design and Illustration I</i>		25
12	<i>FAS 106 Fashion Design and Illustration II</i>		26
13	<i>FAS 107 Textiles I</i>		27
14	<i>FAS 108/09 Fashion Arts and Design</i>		28
15	<i>FAS 110 Costume History</i>		29
16	<i>FAS 111 Twentieth Century Costume and Trends</i>		30
17	<i>FAS 112 Fashion Basics</i>		32
18	<i>FAS 113 Advanced Industrial Sewing</i>		34
19	<i>FAS 116 Fashion Industries Career Practicum and Seminar</i>		36
20	<i>FAS 201 Advanced Flat Pattern Design and Draping I</i>		37
			21
			22
			23
			24
			25
			26
			27
			28
			29
			30
			32
			34
			36
			37



Harper Fashion Sketchbook

President

Dr. Kenneth Ender

Vice President of Academic Affairs

Dr. Margaret Skold

Assistant Vice President of Academic Affairs

Dean of Career Programs

Sally Griffith

Fashion Department

Faculty and Staff

Cheryl Turnauer, Coordinator

Mary Anderson, Department Secretary

Julie Cole

Sharon Czachor

Franca Deflorio

Donna Dykyj

Sally McDavid

Pilar Saiki

Donna Sculley

L'Tanya Shumpert

Thomas Tucker

Fashion Advisory Board

Sara Jane Abbott

Allison Childs

Julie Cole

Julie Hennig

Beata Kania

Nathalie Lambert

Elda De La Rosa

Pilar Saiki

Thomas Tucker

Introduction

The importance of our lives is captured in the telling of stories for it is within these tales that the adventure can be experienced and celebrated again and again. This seems to be the year for adventure. It was most certainly that for the Fashion Department.

Our story begins in May, 2010. The Wojcik Conference Center on the campus of Harper College houses a beautiful dining facility, an amphitheater for lectures and seminars, and classrooms. In May, it became the venue for our annual spring fashion show. The new space is beautiful but very different from our former shows. Like any relationship, it takes time and a special touch to make this venue truly work for us. And so the show, aptly named 'Refined Chaos', spoke volumes about what we were doing.

Chaos continued through the summer of 2010. We moved from our 'home' of over 30 years into new quarters. And, in our 30 year collection, we had a lot to let go! I guess you could call this a ritual cleansing. We moved into a space that is saturated with light. The hall is light, the rooms are light, and we can work. We are happy here. We can sit at a table and enjoy nature through windows so large we become one with the landscape. Now, we are settling in and learning about our new surroundings.

This is but one story. Within it are the stories of struggle, pain, loss, and triumph. Fashion is another story. It is told in the depth of colors, the texture of fabrics, and the silhouettes formed through the soft drape of fabric or the sharp folds of carefully controlled design. It is told in the retelling of history. It is shared through experience. It is a story of our time.

The Harper Sketchbook is a fashionable account of the day. It tells the reader who we were last year, who we wanted to be, where we wanted to go. It is through fashion that we recognize ourselves in this ever changing world. It was a journey of sorts, and today we are sharing its story. Enjoy!





Acknowledgements

The Fashion Department is pleased to present Volume Three of The Harper Sketchbook, a portfolio illustrating the efforts of both students and faculty in 2010-2011.

Three years ago, we began working with a wonderful group of people who have guided, directed, and led us to success. Once again, our sincere thanks to the Graphic Arts Program whose coordinator, Patty Bruner, showed us how this could be done and continues to be a mentor. To Marlene Kaper, whose thoughtful direction and graphic design skills have taken this book to a new level. To Kelly Taylor and Abe Mendez, whose determination brought this to life. Franca Deflorio, our Lab Assistant, and photographer, Percy Mui, have taken responsibility for much of the image collection. Franca doggedly took hundreds of pictures, maintaining organization and communication with Marlene. We sincerely thank you all.

Our friend and advisor, Julie Hennig, continues to guide us and shares with us the agonies and the ecstasies of the creative process. We thank you for all your support and encouragement. We are grateful for the support of Sally Griffith, Dean of Career Programs and Associate Provost, and her staff who share the dreams with us and make them real. Our sincere thanks go to the Harper Educational Foundation for their continued support of this program and the various activities which are illustrated within these pages.

FAS 100

Industrial Sewing Methods

This course introduces the use and care of industrial sewing equipment. Students will explore basic sewing techniques, fashion terminology, and their application to basic garment construction. Basic flat pattern drafting will be introduced for construction of a simple evening dress. This 'Little Black Dress' competes for People's Choice Award in the Spring.



FAS 101

Flat Pattern Design and Draping

Students focus on basic industrial techniques of pattern making and draping. A variety of slopers such as bodices, skirts, sleeves, and pants are developed for creative designs. The course includes muslin samples for fit garments and stresses accuracy and professional standards.



FAS 102

Flat Pattern Design and Draping II

Students manipulate the basic sloper set to create original and unique designs. The development process includes: pattern development, cutting, garment construction, muslin samples, fitting, and final designs.



FAS 103

Apparel Design and Construction I

For the first time, students get a real taste of design. Using a basic set of slopers students develop patterns for creative designs. Professional design room techniques are emphasized.



FAS 104

Apparel Design and Construction II

This class further continues the development of patterns from the basic sloper set and the construction of finished garments. Styling, fit, and professional sewing techniques are emphasized.





FAS 105

Fashion Design and Illustration I

As a foundation course, FAS 105 will introduce students to basic fashion sketching. They will learn how to develop drawings of front, back and side views, emphasizing the relationship of figure to garment. Sketching original designs is encouraged.




FAS 106

Fashion Design and Illustration II

FAS 106 expands the rules of drawing and continues the advanced development of fashion sketching and fabric rendering. Students will learn how to grow their individual style. Special attention is given to basic layout and presentation.






FAS 107

Textiles I

Students are introduced to basic design and color principles in the development of creative fabrics. They analyze and identify fabrics and employ various technical methods such as weaving, printing, dyeing, and knitting. Our new knitting machines allow students to explore design and technique in greater detail.



FAS 108/09

Fashion Arts and Design


Fashion Art and Design allows students to focus on the principles of design. Students will learn about the properties of unusual materials as they apply them to their creative projects. They learn to critically assess design choices. The influences of present-day cultural trends on the field of design are emphasized.



FAS 110

Fashion Design and Illustration II

FAS 106 expands the rules of drawing and continues the advanced development of fashion sketching and fabric rendering. Students will learn how to grow their individual style. Special attention is given to basic layout and presentation.



FAS 111

Twentieth Century Costume and Trends

This course traces an overview of fashion history and current trends in the 20th century. Students examine the factors which influence fashion from the merchandiser's point of view such as arts, technology and socioeconomic aspects.



FAS 112

Fashion Basics

Fashion Basics introduces students to design principles as they relate to the body. Students create visual presentations using design elements such as fabrics, color, texture, and silhouette. Industry terminology is also stressed.



Best Dressed
 Ashley Judd won the Best Actress Oscar for *The Hours* in 2003. Her gown was a white, strapless, floor-length dress with a full skirt and a high collar. It was designed by Vera Wang.

Worst Dressed
 Ashley Judd won the Best Actress Oscar for *The Hours* in 2003. Her gown was a white, strapless, floor-length dress with a full skirt and a high collar. It was designed by Vera Wang.

Analogous
 3 neighboring colors
 on the color wheel

Split-complimentary

Best and Worst Dressed

Best Dressed
 Ashley Judd won the Best Actress Oscar for *The Hours* in 2003. Her gown was a white, strapless, floor-length dress with a full skirt and a high collar. It was designed by Vera Wang.

Worst Dressed
 Ashley Judd won the Best Actress Oscar for *The Hours* in 2003. Her gown was a white, strapless, floor-length dress with a full skirt and a high collar. It was designed by Vera Wang.

FAS 113

Advanced Industrial Sewing

Students focus on application and mastery of basic sewing skills. Industrial terminology, technical accuracy, and appropriate use of selected material and supplies are emphasized.



FAS 116

Fashion Industries Career Practicum and Seminar

FAS 116 presents an overview of career and employment possibilities in the fashion related industries. Emphasis is placed on personal career path selections through interest testing and career counseling.



FAS 201

Advanced Flat Pattern Design and Draping I

This class continues advanced development of the basic sloper sets by including coat patterns, suit slopers, and basic principles of manual grading (size development). Students will test patterns in muslin for fit and accuracy prior to the final coat project.



FAS 202

Advanced Flat Pattern Design and Draping II

Leather is an important material and will never go out of style. It also requires the use of special techniques in construction. Students examine those techniques in their final leather projects.



FAS 203

Advanced Diversified Apparel Design I

This course enables students to study knit fabrications and translate specialized patterns of original designs into completed knit garments. Visits to manufacturers and speakers from industry are included.



FAS 204

Advanced Diversified Apparel Design II

Students create a five pieces collection of garments which includes jacket, vest, blouse, skirt, and pant. They develop their final collection of individual designs and actual construction of coordinated garments.



FAS 209

Advanced Fashion Illustration I



Students continue to develop their design skills and increase their working ability to a professional studio level. The program emphasizes work sketches as well as finished art, fashion illustration as advertising, publicity, promotion and display.



FAS 210

Advanced Fashion Illustration II



Advanced Fashion Illustration II expands the study of FAS 209. Students work on preparation and presentation of their professional portfolio. Individual styles are established and students prepare to enter into the fashion industry.



FAS 212

Visual Fashion Merchandising

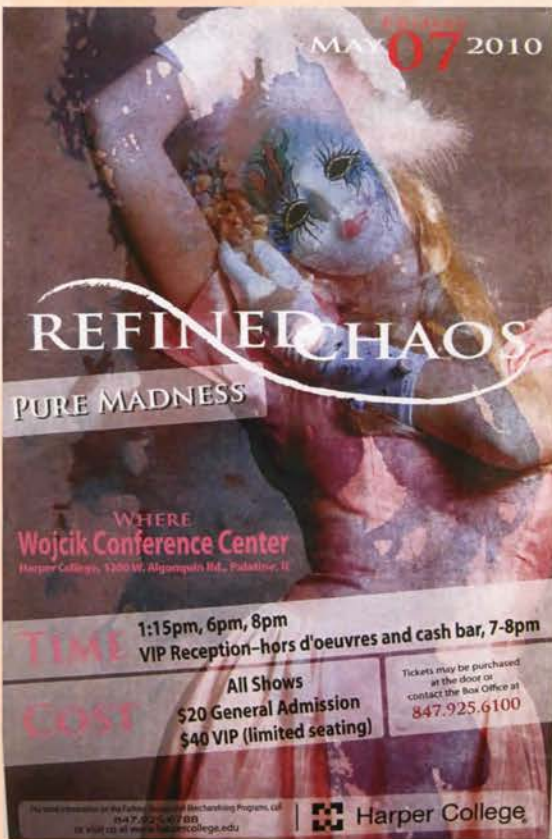
This course explores the visual methods of communications. Students learn techniques of promoting products through design principles in advertising, publicity, display, fashion shows, and special events.



FAS 229

Promotion of Fashion

Promotion of Fashion includes various techniques and methods to sell fashion. Its emphasis is on advertising: newspapers, magazines, direct mail, catalogs, radio and television. It involves window displays, interior displays, shops, special events, fashion shows, and publicity. Students develop and analyze practical and creative assignments. These students take an active role in the production of our annual Spring Fashion Show.



FAS 230

Fashion Forecasting

The fashion industry is affected by social, economic, political and psychological forces. Students learn the influence of these forces and develop their own forecasts using techniques of trend forecasting that are introduced. The course introduces methods of forecasting fashion trends.



What's Next?

What's next to come for leggings? Well, I think we will definitely see more textures and details. Any detailing gives a chic and trendy look to any pair of leggings. Destroyed leggings will definitely be in style as well. More holes or rips give a grungy and rocker look to any style. Leggings will always be in style and can complete any outfit.



Fabrics, Details and Colors



Up and Coming Designers





FAS 245

Topics in Fashion Design


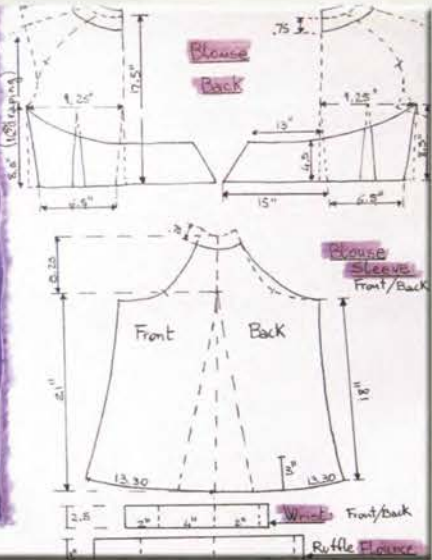
This course focuses on selected problems or topics in fashion design. Topics can include computer aided design, machine knitting, millinery, and trends as they are recognized in the fashion industry.

FINAL PROJECT CAD Patternmaking

Size 10

Skirt's Measurements with Ease
 Waist: 26 inches + 1/2 ease
 Hip: 37.5 inches + 1 ease

Blouse's Measurements with Ease
 Bust: 36 inches + 1 ease
 Waist: 26 inches
 Center Length Back: 17.5 inches
 Shoulder Length: 5.25 inches
 Sleeve Length: 24 inches
 Wrist: 7 inches

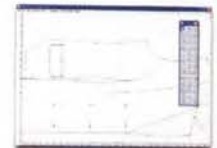
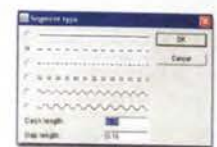


- Key Benefits**
- Improved productivity to pattern creation and grading process by eliminating tedious, repetitive and time-consuming tasks
 - Mass customization made easy with powerful interactivity. Pieces in all sizes can be modified by entering new measurement specifications.
 - Pattern customization made possible for any given client by specifying personal measurements.
 - Unleashing the creative power of professional pattern designers by equipping them with the best tools available for the industry.
 - Easy to learn and easy to use. Unique 'Plan View' feature offers the most intuitive user interface familiar to most pattern designers and graders. Training and exercise files come standard with the package.
 - Compatible with a wide range of equipment via standard formats such as DXF, AAMA, ANSI, HPGL and Universal Driver.

Compatibility Chart

	PC	OS X
Blu Platform: ATMU, Corel	•	•
Master: Digi	•	•
Master: Adobe	•	•
Global: Autodesk	•	•
File formats	•	•
Output: Plot	•	•
Master: Optimizer	•	•
File Converter	•	•

- Recommended System Requirements**
- Operating System: Windows XP or Vista / OSX 10.4 or higher
 - Processor: Intel Core 2 Duo or equivalent
 - RAM: 1 GB or more
 - Hard Disk: 80 GB (Installation requires approx. 100MB)
 - CD-ROM: (For software installation)
 - USB Port: 1 or 2 x Optical Mouse/Trackball (Optimizer is used)
 - Extra USB Ports: Required for extra equipment, e.g. plotter, digitizer, etc.



*Note: Configurations may vary according to options selected. Specifications are subject to change without prior notice.

FGI





Tailored Garments: Karen Simpson
Katarzyna Grzesik
Amy Ziegler
Jacqueline Caudillo

Contemp SW: Karen Simpson
Katarzyna Grzesik
Michelle Szela

Evening Wear: Michelle Szela
Jacqueline Caudillo
Katarzyna Grzesik

Senor Competition: Hanh Dong

Congratulations to Katarzyna Grzesik, 1st Place
Tailored Garments



Congratulations to Michelle Szela, 1st Place,
Sportswear




Alpaca


Alpaca Competition

Students enrolled in FAS 107, Textiles, enjoy the opportunity to test their skills against those of 4 year colleges and universities across the nation. The annual Fiber to Fashion Design Competition is sponsored by the Alpaca Owners and Breeders Association. Alpaca, though not widely used in fashion, is similar to cashmere in its substantial price and luxurious texture.



2010/2011 Student Design Competition





Student Awards Banquet

At the annual Harper College Student Awards Banquet, students are recognized for their contributions to both the department and club activities. Congratulations to Keli Triest, Melissa Neal, Kathy Grzesik, and Alex Garland for their important role in the fashion program.





The Harper's Bizarre Club also recognizes exceptional contributions and skills of both Fashion Merchandising and Fashion Design students. As many as twenty five scholarship awards are given for Leadership, Commitment, Exceptional Design, Innovative use of Fabric, Outstanding service, Quality of construction, to name a few.



Graduation

Congratulations to the Graduates of 2010.
You have crossed another threshold!
The Fashion Faculty salute you!



Aguila, Nathalie
Alanis, Jamie
Allen, Charmaine
Altschul, Sydni
Andrews, Katie



Austria, Stephanie
Bara, Samantha
Baran, Katherine
Bego, Amela
Behrens, Hannah



Bland, Sophie
Boland, Jennifer
Butt, Husna
Caudillo, Jacqueline
Chung, Myrah



Collins, Jennifer
Correa, Salud
Crost, David
Danielson, Jennifer
Depippo, Diane



Dill, Matilda
Dooley, Brenna
Duran, Susana
Edwards, Danielle
Emmanuel, Ayobami



Eng, Lina
Einstein, Kira
Escobar, Roxanne
Etheridge, Hannah
Feliciano, Natalie



Figueroa, Sonia
Flagg, Sabella
Forsythe, Alexandria
Garland, Alexander
Gilmore, Veronica



Goldberg, Samantha
Gordon, Sherrice
Grigas, Jotvinge
Grzesik, Kathy
Guevarra, Denise



Gutierrez, Maria
Hammar, Julian
Haupers, Jennifer
Henry, Jasmine
Heuvelman, Laura



Houldsworth, Carolyn
Inman, Kim
Jauquet, Genevieve
Jensen, Elizabeth
Jones, Ashley



Kandell, Annette
Kelly, Jana
Khan, Sakhira
Khurshid, Qudsia
Kiska, Jackie



Kleinke, Jennifer
Klimaszewski, Natalie
Kosycarz, Joanne
Kowalski, Katie
Kreutner, Michelle



Krusinski, Nicole
Kulesza, Marta
Kutylo, Marissa
Laroussa, Nicole
Leon, Daisy



Leyva, Biviana
Lozano, Alex
Lynch, Emily
Mahachek, Alyssa
Maidy, Samantha



Maxwell, Amanda
Mazzetta, Katie
Mcpherrin, Casey
Mehalic, Morgan
Mikhailova, Galina



Mohsin, Fatima
Morozova, Olga
Neal, Melissa
Nunes, Brianna
O'Donnell, Alex



Ojeda, Bianca
Omilianowicz, Nicolina
Oztekin, Marissa
Posso, Gloria
Prus, Jessica



Przeslicke, Melissa
Ranganathan, Katyayani
Rice, Jessica
Rodriguez, Omar
Russell, Andrea



Schultz, Leidy
Schwenk, Emilie
Shao, You Jia
Da Silva, Mayara
Simpson, Karen



Smith, Dawneshia
Stalidzane, Kristi
Stojanovic, Adriana
Strauss, Catherine
Sylvester, Kayleigh



Szela, Michelle
Tan, Dawn
Tkaczyk, Catherine
Triest, Keli
Tyrrell, Ciara



Velikova, Yoana
Ventrello, Joseph
Williams, Amber
Williams, Kayli
Wisniewski, Chris

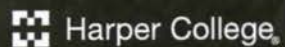


Witt, Marlene
Zhuang, Haiping
Ziegler, Amy





For more information on the
Fashion Design and Merchandising Programs,
call 847.925.6788 or email
cturnaue@harpercollege.edu



Harper college is committed to the policy that all persons shall have equal access to the programs, facilities, and employment without regard to race, color, creed, religion, national origin, sex, age, marital status, disability, public assistance status, veteran status or sexual orientation. 5/09