

ALEKS Math Placement Test Instructions

Requirements:

Completion of the unproctored ALEKS Preview attempt.

- The Preview will allow you to gain familiarity with the test as well provide you access to the Prep & Learning study modules before you take a proctored test using Honorlock that will "count" for placement.

System Requirements:

- A desktop computer, laptop computer or Chromebook (tablets and smartphones will not work)
- A webcam
- Stable internet connection
- [Google Chrome](https://www.google.com/chrome/) web browser
- Honorlock's [Google Chrome extension](https://app.honorlock.com/install/extension)

Logging In:

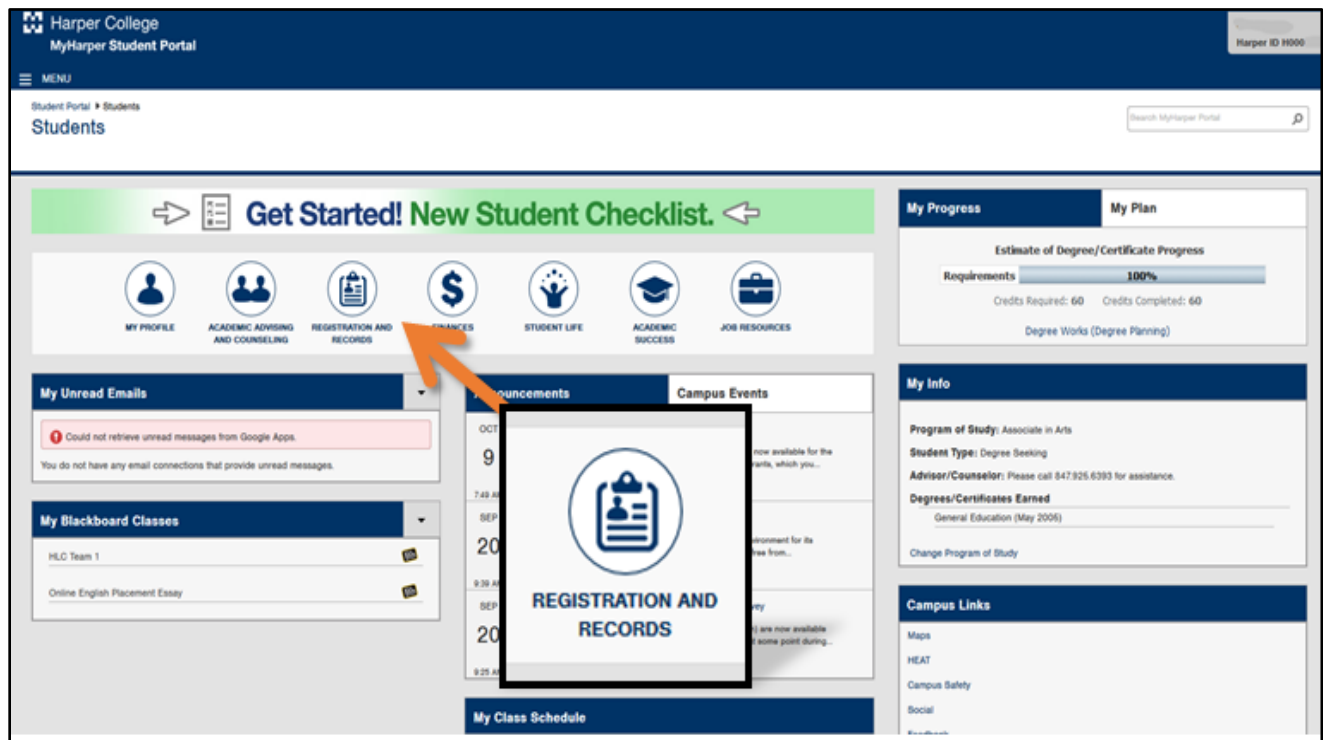
Go to my.harpercollege.edu and log into [My Harper Student Portal](#).

- Need assistance logging in?
Contact the Student Service Desk at 847.925.6866 or studentsd@harpercollege.edu.

Accessing ALEKS Math Placement Test online:

Directions for students to access ALEKS Math Placement Test online:

1. After logging into your student portal, click on "REGISTRATION AND RECORDS".



2. Click on "ALEKS MATH PLACEMENT TEST".

The screenshot shows the Harper College MyHarper Student Portal. The page title is "Registration and Records". A navigation bar at the top contains icons for SCHEDULE PLANNER, CLASS SEARCH, ADD/DROP A COURSE, HARPER ACCESS, and ALEKS. The ALEKS icon is highlighted with a yellow arrow and a callout box that says "ALEKS MATH PLACEMENT TEST". Below the navigation bar, there are several sections: "My Class Schedule" (No course sessions found), "My Grades and Transcripts" (View My Grades, View my Unofficial Transcript/Grades, Request an Official Academic (Credit) Transcript, Request an Official Academic (Non-Credit) Transcript, View Status of (Credit) Transcript Request, Request a Transcript Evaluation of a College Previously Attended), "Limited Enrollment Program Admissions" (Submit Your Program Application, Check Your Limited Enrollment Status), "Registration/Enrollment" (Enrollment/Degree Verification, Overload Request, Registration Appeal, Registration Overrides, Detailed Student Schedule/Waitlist Status), "Residency/Tuition Adjustments" (Business Advantage Form, Change of Address, Joint Agreement), and "Testing Center" (Test Scores/Course Placement, Math Placement Test Information, English Placement Test Information). A "LIVE HELP OFFLINE" button is visible in the bottom right corner.

3. Click "Login to ALEKS" at the bottom of the next page, below the video and the text.

Welcome to your ALEKS Account for Math Placement

Prior to taking the ALEKS Math placement assessment at the Harper College Testing Center, you need to:

Complete a brief 30 question ALEKS Preview assessment "at home." This will familiarize you with the format of the test as well as provide personalized Prep and Learning study modules based on these responses. The results of this Preview will not count towards course placement regardless how of high you score. Make sure you take your time and put forth your best, honest effort.

Before taking the proctored math placement assessment, you are strongly encouraged to spend time studying within your personalized ALEKS Prep & Learning modules. Based on the results of the Preview assessment, the ALEKS program helps you identify math skills that need improvement. Spending time now studying with the Prep & Learning modules could save you time later on (and tuition money!) by making sure you are properly placed.

Upon finishing the ALEKS Preview assessment and taking some time in the Prep & Learning study modules, you are eligible to take the proctored attempt that "counts" for placement. As Harper College remains in a remote learning environment, that proctored attempt will also be completed "at home" using the remote proctoring program, Honorlock. To take a test using Honorlock, you must:

1. Test using a computer or Chromebook with a webcam (tablets and smartphones will NOT work)
2. Open ALEKS with a Google Chrome web-browser (other browsers like Safari, Firefox, Edge, etc. will NOT work)
3. Download the Honorlock Chrome extension (click here to download if needed)

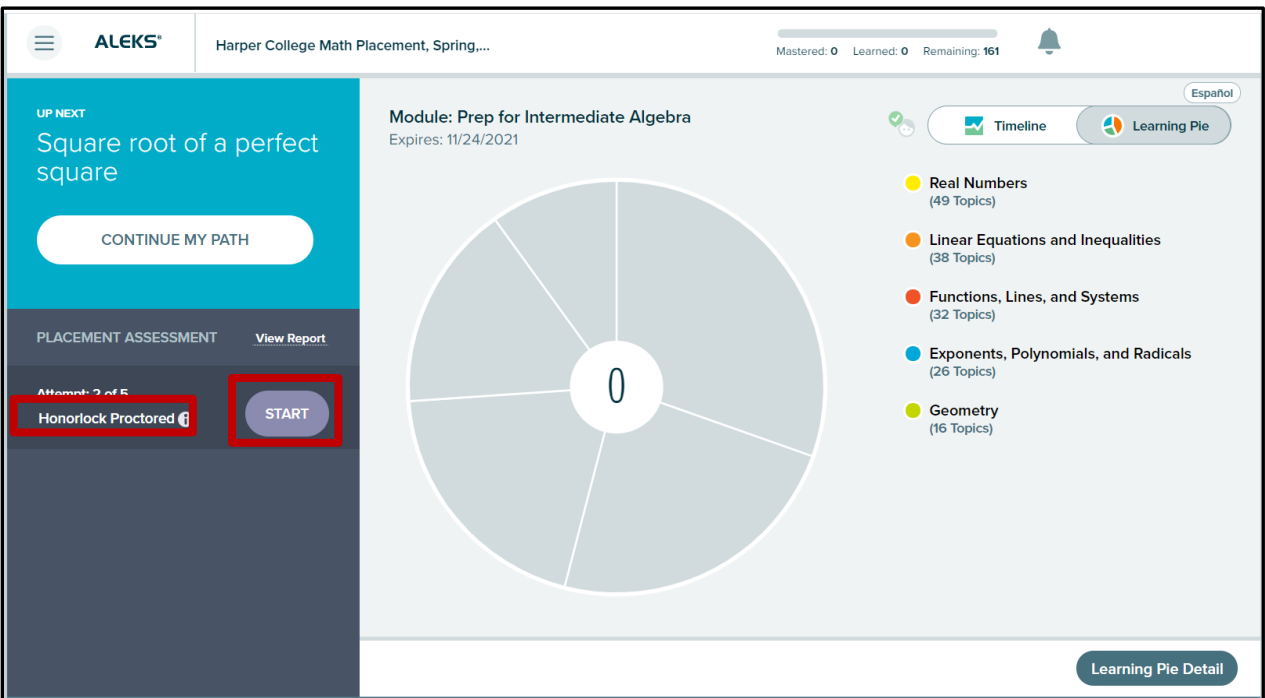
[Login to ALEKS](#)

You can refer to the ALEKS testing [FAQ](#) section. Or contact the Testing Center at testing@harpercollege.edu or (847) 925-6541.

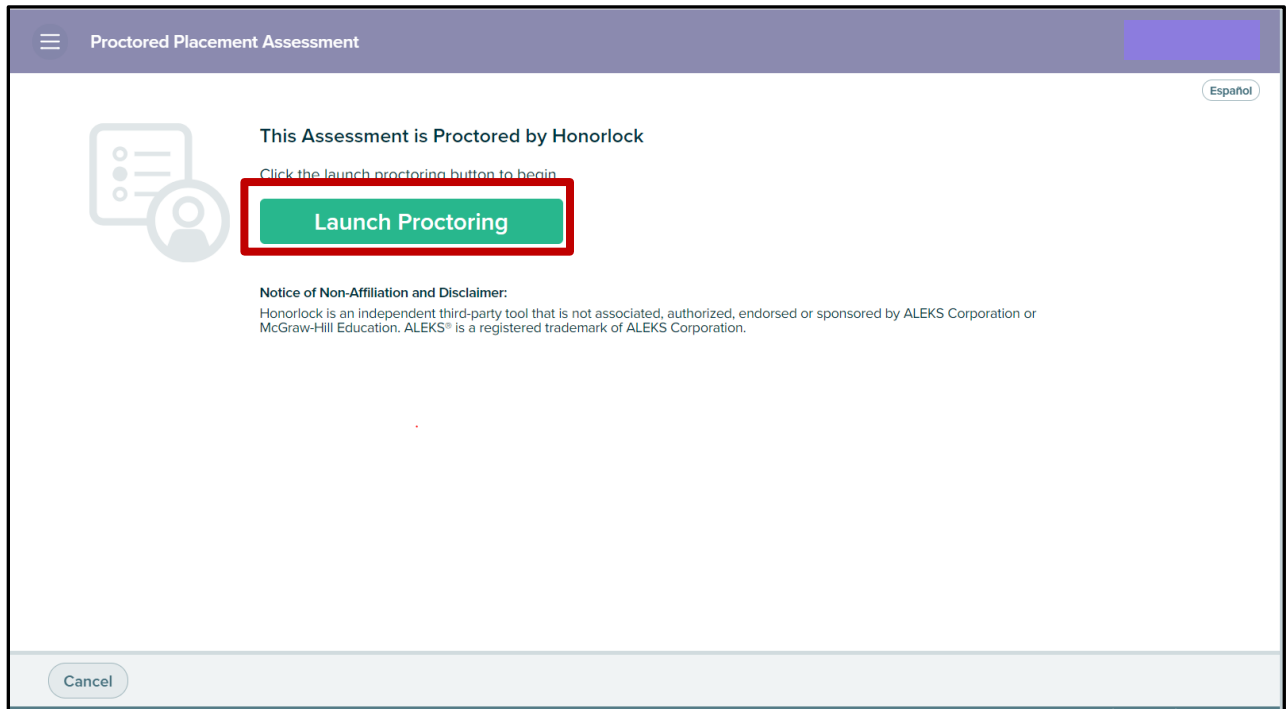
4. Click on the “aqua-marine”-colored text that will say “Harper College Math Placement (2020) Spring, Summer...”



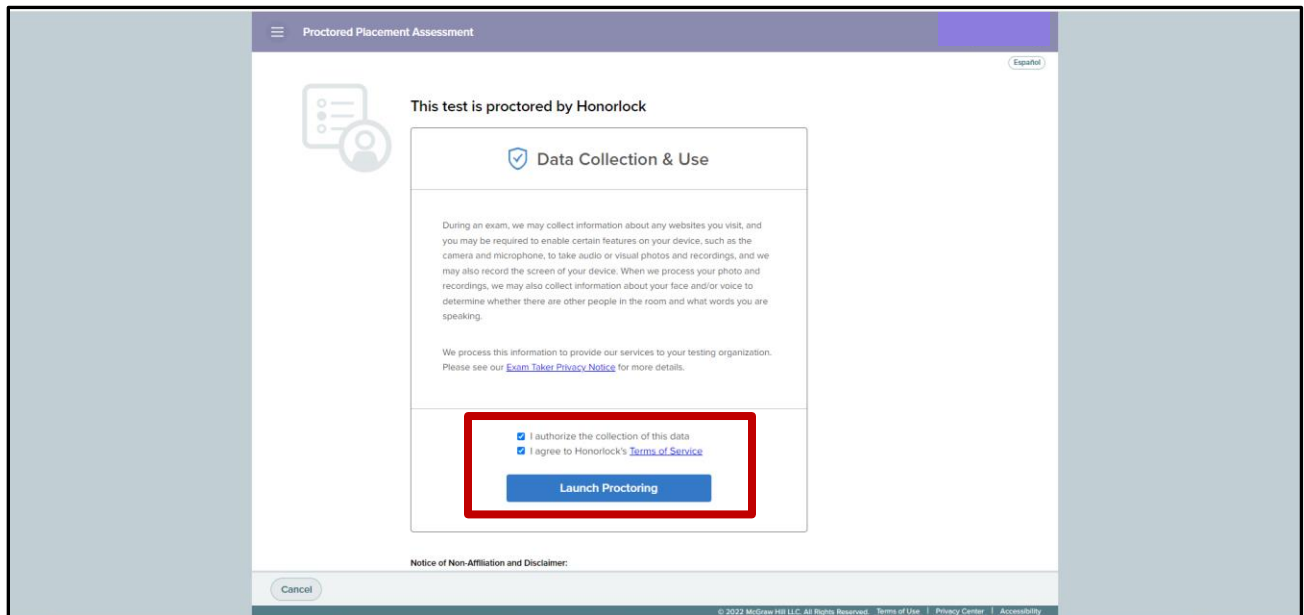
5. If your Honorlock extension has been activated, “Honorlock Proctored” will be displayed. Click “START”.



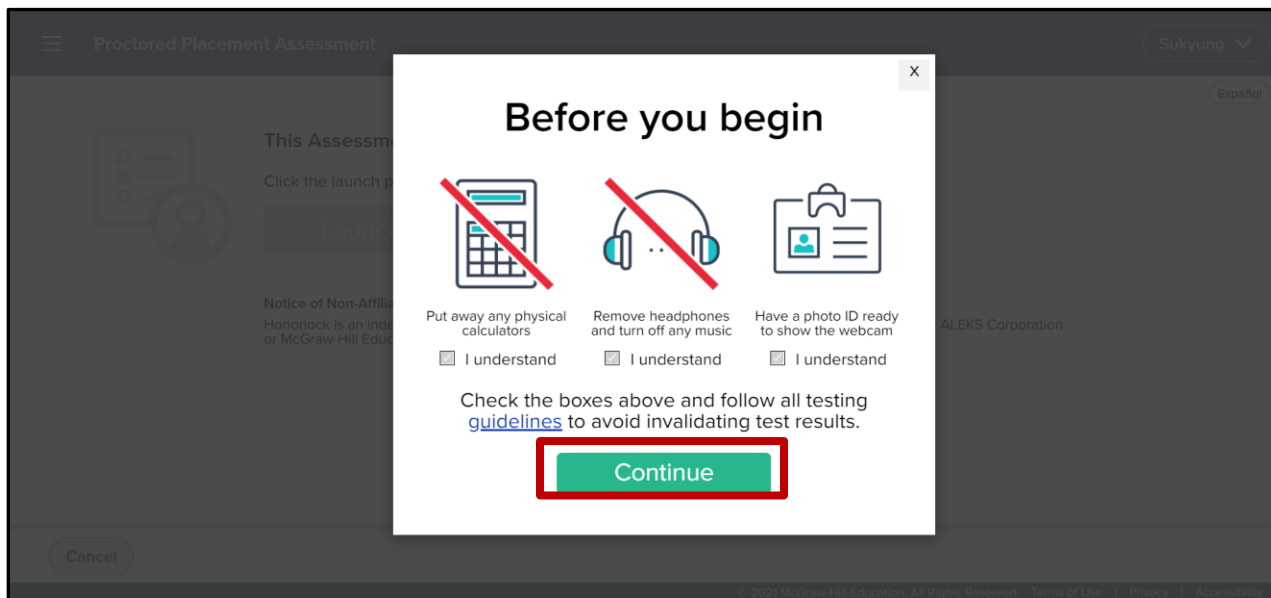
6. Click “Launch Proctoring”.



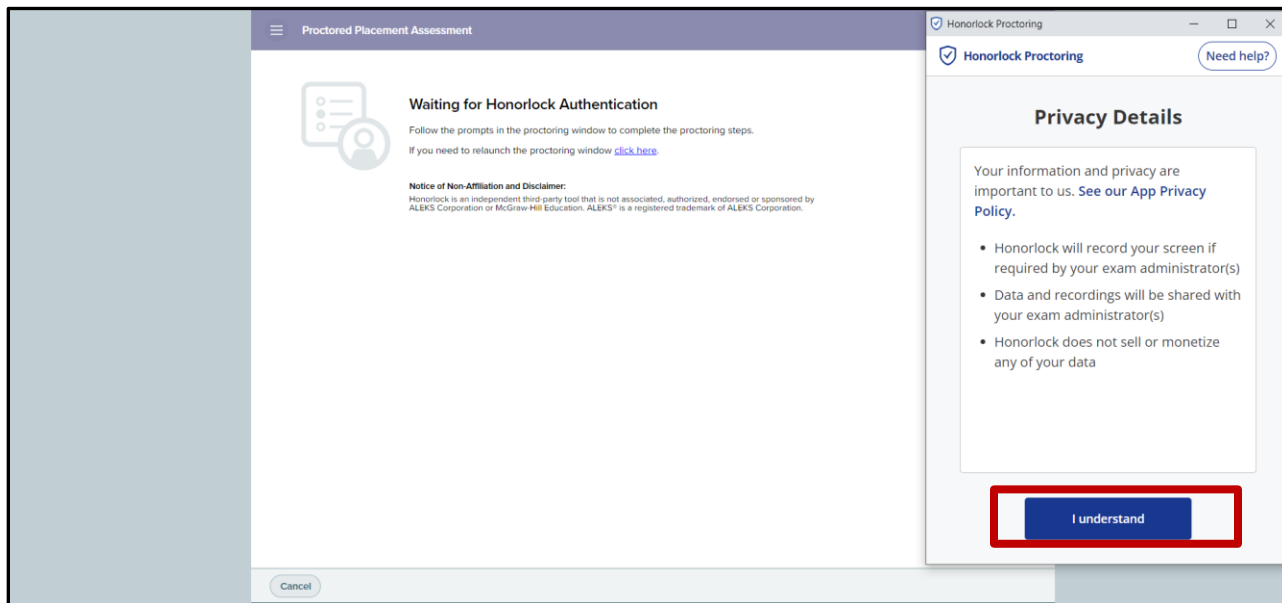
7. When ready, Click “Launch Proctoring”.




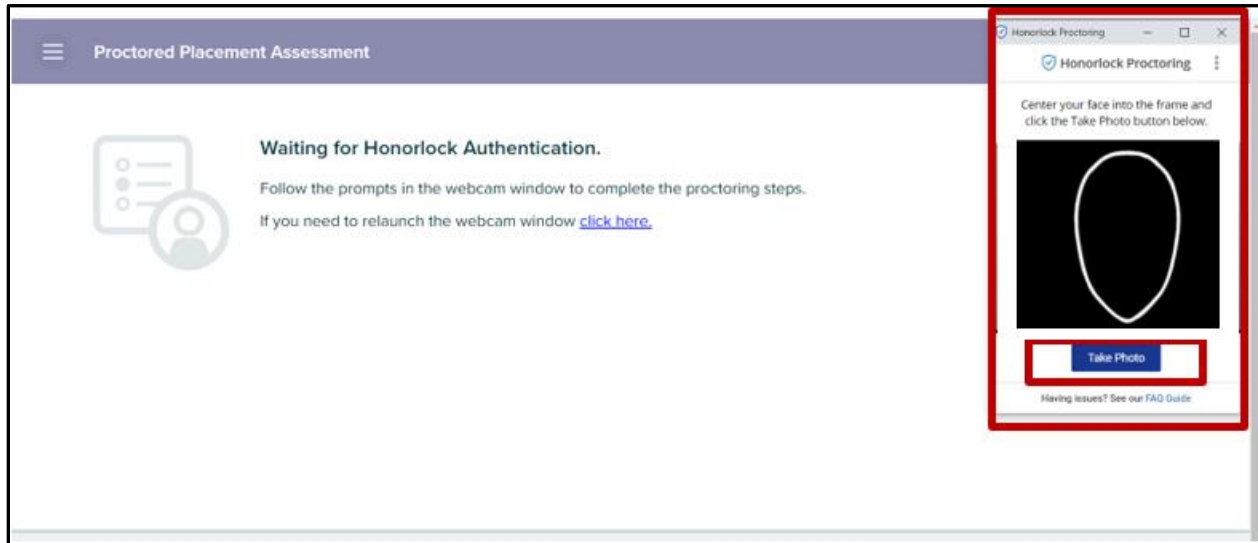
8. Check all three boxes and click **“Continue”**.



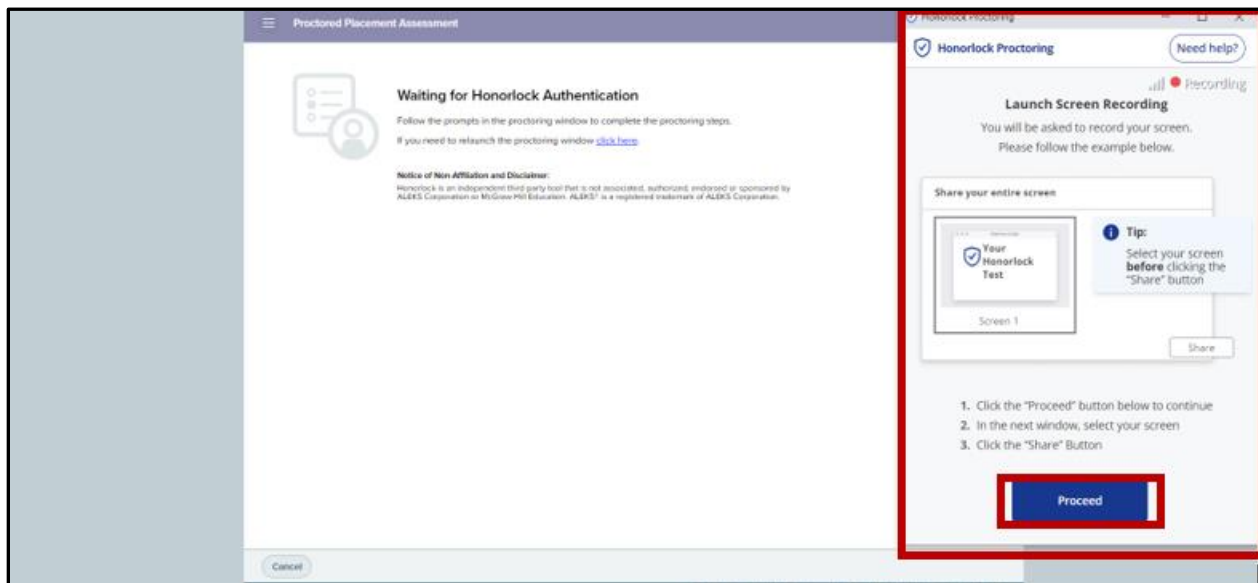
9. When ready, Click **“I understand”**.



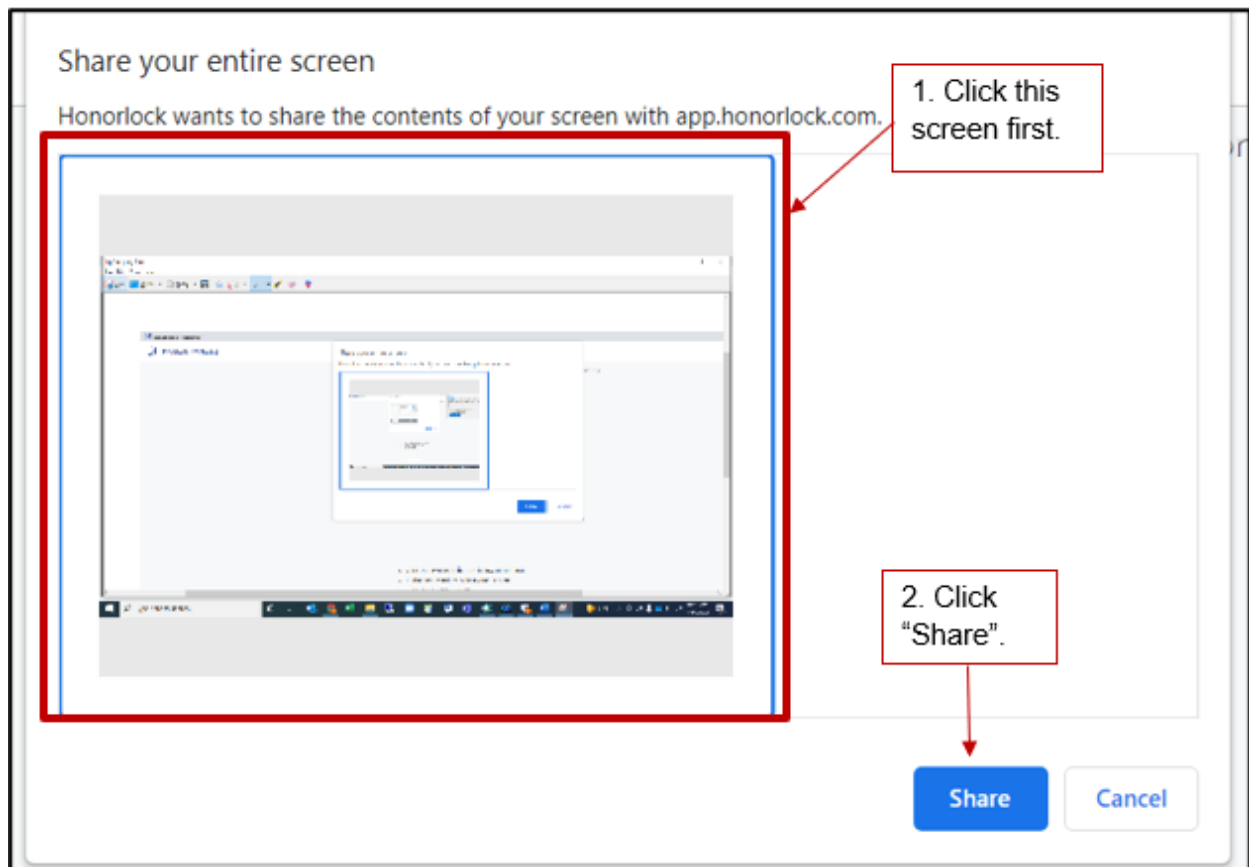
10. A new Honorlock Proctoring window will pop up. You can also access the Honorlock Proctoring window by clicking the icon  in the task bar. Now you will complete authentication by taking a photo of your face, your ID and scanning the room you are in using the Honorlock Proctoring window which is highlighted in red in the image below.



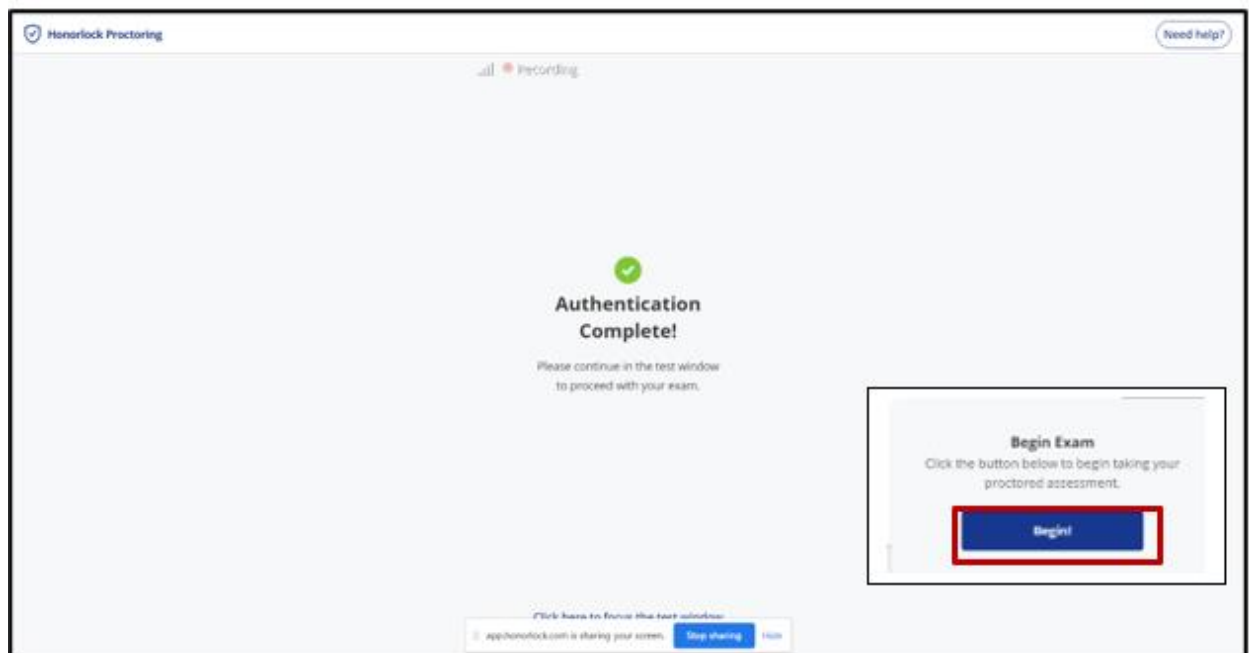
11. Click **“Proceed”**.



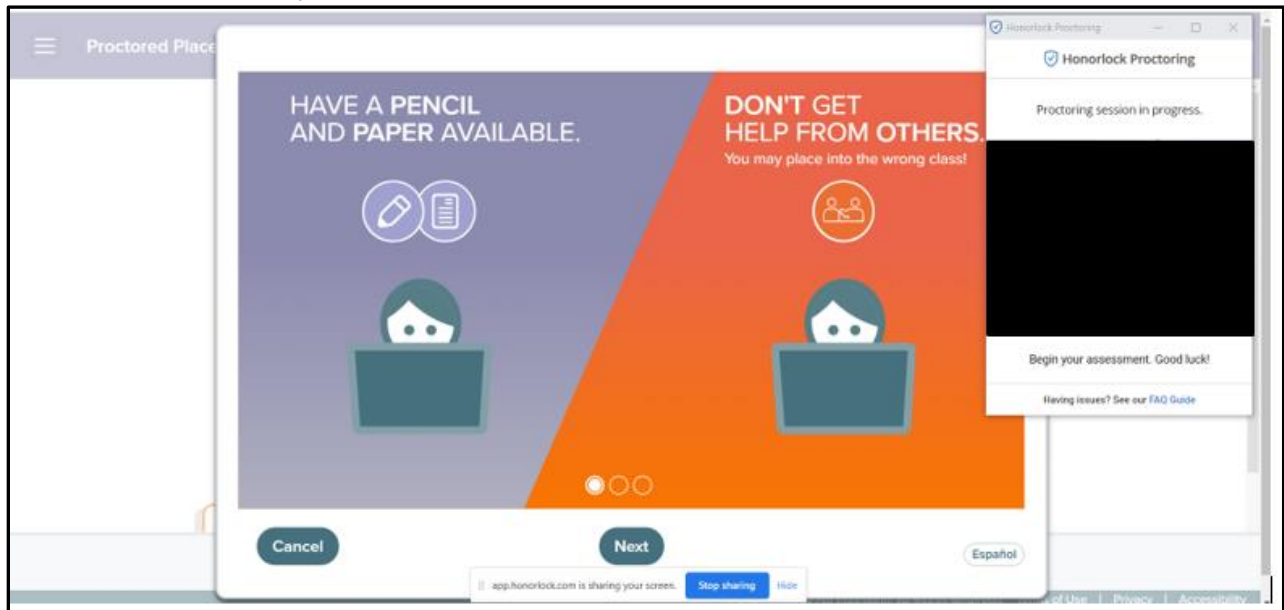
12. Click the screen image first then the “Share” button will be activated. Click “**Share**”.



13. Now Authentication is complete. Click “**Begin**” to start the exam.



14. You can now start your ALEKS Math Placement test.



15. After you submit the test, you can remove HonorLock's Google Chrome Extension from your browser if you prefer. Go to settings in your browser and click "**Extensions**". Then click "**Remove**" under the Honorlock Chrome Extension.

Accessing Prep & Learning Modules

Directions for students to access their Prep & Learning Modules:

1. Start by clicking on the **GET STARTED** button. Please note: messaging will change to **CONTINUE MY PATH** after accessing the modules for the first time.



ALEKS Higher Education Math Placement

Mastered: 45 Learned: 0 Remaining: 116

Module: Prep for Intermediate Algebra
Expires: 10/24/2017

UP NEXT :
Translating a sentence by using an inequality symbol

CONTINUE MY PATH

PLACEMENT ASSESSMENT [VIEW REPORT](#)

Attempt: 2 of 5
Proctored

START

Topics
70

Timeline
Learning Pie

Timeline Detail

2. Keeping track of the amount of study time can be done on the homepage of the ALEKS profile.

PLACEMENT ASSESSMENT [VIEW REPORT](#)

Attempt: 3 of 5
Proctored

1 hour 34 minutes
Time Remaining in Learning Module

Notice "Attempt: 3 of 5" (aka the first proctored retest attempt) is locked. That's because there's still mandatory study time remaining in the Prep & Learning modules (in this example, 1 hour and 34 minutes).

Timeline